



Philips 8000 series  
LED TV with Ambilight  
Spectra 2 and Perfect Pixel  
HD Engine

**40"**

Full HD 1080p digital TV



**40PFL8605H**

## Refined living, pure performance with Ambilight and leading picture

Top performance on a picture perfect 40" flat screen. The Philips 40PFL8605H LED TV provides a frameless design with Ambilight to set the scene for you to experience the brilliance of LED technology. Enjoy the show.

### Enlarge your viewing experience

- Ambilight Spectra 2 widens the viewing experience

### Perfect LCD Picture

- Full HD with Perfect Pixel HD Engine for unrivalled clarity
- Fully HD 3D Ready for a truly immersive 3D movie experience
- Brilliant LED images with low power consumption
- 200 Hz Clear LCD TV, 1 ms performance: superb motion sharpness
- Perfect Natural Motion for ultra-smooth Full HD movies

### Impressive, invisible sound

- Feel the power of 20 W RMS and Incredible Surround Sound

### Built-in Internet TV

- Philips Net TV for popular online services on your TV

### Greener every day

- LED TVs up to 40% more energy efficient than normal LCD TVs



NL/22/001



# PHILIPS

sense and simplicity

# Highlights

## Ambilight Spectra 2



Add a new dimension to your viewing experience with Ambilight Spectra 2. This patented Philips technology enlarges the screen by projecting a glow of light, on 2 sides of the TV, from the back of the screen onto the surrounding wall. Ambilight automatically adjusts the colour and brightness of the light to match the picture, creating an immersive viewing experience. The wall adaptive function ensures that the colour of the light always matches the picture, no matter the colour of your wall. With Ambilight Spectra 2, movies truly come to life!

## Perfect Pixel HD Engine

Experience unrivalled sharpness and clarity with Perfect Pixel HD Engine. Each pixel of the picture is enhanced to better match the surrounding pixels, for a more natural picture. The result is a unique combination of sharpness, natural detail, vivid colours, superior contrast and smooth natural motion whatever you are watching. Clean and razor sharp images result from artefact and noise detection and reduction in all content sources - from multimedia to standard TV. The Full HD screen with 1920 x 1080 pixels produces brilliant flicker-free progressive scan pictures with superb brightness.

## Fully HD 3D Ready



Be enthralled by 3D movies in your own living room with the Full HD 3D ready TV. Active

3D uses the latest generation of fast switching displays for real life depth and realism in full 1080 x 1920 HD resolution. Premium 3D movie releases on Blu-ray and upcoming 3D broadcast offer a wide and high quality content selection. Your TV is ready for the Full HD 3D experience by adding a 3D compatible Blu-ray player or HD receiver, and the accessory 3D upgrade kit (Philips PTA02). For family enjoyment with more than 2 viewers add as many 3D glasses as you wish (extension kit PTA03).

## LED




LED lighting technology is the most advanced available. In this TV it combines an eye-catching minimalistic design with stunning image quality, as well as having the lowest power consumption in its category. Another environmental benefit is that LED lighting technology does not contain hazardous materials. With an LED backlight you can enjoy low power consumption, high brightness, incredible contrast and sharpness and vibrant colours.

## Philips Net TV



Experience a rich selection of online services with Philips Net TV. Enjoy movies, pictures, infotainment and other Internet content directly on your TV whenever you like. Simply connect directly to your home network through the Ethernet connection, and navigate and select what you want to watch with the

remote control. The Philips menu gives you access to popular Net TV services fitted for your TV screen. Additionally, with the DLNA-certified PC network you can watch videos or access pictures stored on your computer using your remote control.



## 2-in-1 Stand

This TV comes with a table top stand that can also be used to wall-mount your television. There is no need to buy additional wall-mount brackets. The stand is also designed to ensure that your TV is always level when wall-mounted. A simple touch of your hand will perfectly level the TV!



## Matching home theatre experience

Intensify your cinematic viewing experience further with the matching Philips Soundbar (HTS9140). You now only need one remote control to operate both devices. Using Philips Easylink via HDMI connection, you are also ensured that you have the best picture and sound performance from the complete combination. Enquire about this unique combination today!



# Specifications

## Picture/Display

- Aspect ratio: Widescreen
- Brightness: 450 cd/m<sup>2</sup>
- Dynamic screen contrast: 500,000:1
- Response time (typical): 1 (BEW) ms
- Viewing angle: 176° (H)/176° (V)
- Diagonal screen size: 40 inch / 102 cm
- Display: LCD Full HD, edge LED backlight
- Panel resolution: 1920 x 1080p
- Picture enhancement: Perfect Pixel HD Engine, Perfect Natural Motion, Perfect Contrast, Perfect Colours, Active Control + Light sensor, 2D/3D noise reduction, 200 Hz Clear LCD, Super Resolution, 3D TV prepared\*
- Screen enhancement: Anti-Reflection coated screen
- Peak Luminance ratio: 65 %
- Colour processing: 2250 trillion colours 17bit RGB
- 3D: 3D Ready\*
- Colour cabinet: Seamless front glass

## Ambilight

- Ambilight Version: 2 sided
- Ambilight Features: Ambilight Spectra 2, Lounge light mode in stand-by, 'Sunset' soft switch off, Wall colour adaptive
- Dimming Function: Manual and via Light Sensor
- Ambilight light system: LED-wide colour

## Supported Display Resolution

- Computer inputs: up to 1920 x 1080 @ 60 Hz
- Video inputs: up to 1920 x 1080p, 24, 25, 30, 50, 60 Hz

## Sound

- Output power (RMS): 2 x 10 W, Invisible Sound
- Sound Enhancement: Auto Volume Leveller, Dynamic Bass Enhancement, Incredible Surround, Treble and Bass Control, Clear Sound

## Convenience

- Ease of Installation: Channel installation wizard, Network installation wizard, Settings assistant wizard, Device connection wizard, Auto detect Philips devices, 2-in-1 Wallmount Stand
- Ease of Use: On-screen User manual, Touch control buttons, Favourite programme selection, Mozaïc channel grid, One-stop experience button, One-stop Home button

- Electronic Programme Guide: Now + Next EPG, 8-day Electronic Programme Guide\*
- Screen Format Adjustments: Autofill (no black bars), Autozoom (original format, includes 4:3, 14:9, 21:9), Super Zoom, Movie expand 16:9, Widescreen, unscaled (1080p dot by dot)
- Teletext: 1200-page Hypertext
- Firmware upgradeable: Firmware auto upgrade wizard, Firmware upgradeable via USB, Online firmware upgrade
- Multimedia: DLNA media Browser, Net TV services, USB media browser

## Multimedia Applications

- Picture Playback Formats: JPEG
- Music Playback Formats: MP3, WMA (v2 up to v9.2), AAC
- Video Playback Formats: Codec support: H264/MPEG-4 AVC, MPEG-1, MPEG-2, MPEG-4, WMV9/VC1, Containers: AVI, MKV
- Net TV: Included

## Tuner/Reception/Transmission

- Aerial Input: 75 ohm coaxial (IEC75)
- Video Playback: NTSC, SECAM, PAL
- Digital TV: DVB Terrestrial\*, DVB-T MPEG4\*, DVB-C MPEG4\*, MHEG
- Tuner bands: Hyperband, S-Channel, UHF, VHF

## Connectivity

- Ext 1 Scart: Audio L/R, CVBS in, RGB
- Ext 2 Scart: Audio L/R, CVBS in, RGB
- Ext 3: YPbPr, Audio L/R in
- VGA-in: PC input, D-sub 15
- HDMI 1: HDMI v1.4 (Audio Return Ch.)
- HDMI 2: HDMI v1.3
- HDMI 3: HDMI v1.3
- HDMI Side: HDMI v1.3
- Front/Side connections: USB, Common Interface Slot (CI-CI+), SD-card (Videostore)
- Other connections: Headphone out, S/PDIF out (coaxial), Ethernet-LAN RJ-45, 3D TV connector
- HDMI features: Audio Return Channel, Instaport fast HDMI switching
- EasyLink (HDMI-CEC): One touch play, EasyLink, Pixel Plus link, Remote control pass-through, System audio control, System standby
- PC network link: DLNA 1.5 certified
- Summary: 4 x HDMI, 1 x USB, 2 x SCART, 1 x

Ethernet, Wi-Fi ready

## Power

- Green label: ECO label certified
- Ambient temperature: 5°C to 35°C
- Mains power: 220 - 240 V, 50/60 Hz
- Power consumption (typical): 77 W
- Standby power consumption: < 0.15 W
- Off mode power consumption: < 0.01 W
- Annual energy consumption: 112.42 kWh
- Presence of lead: Yes\*
- Power Saving Features: 0 Watt Power-off switch, Light sensor, Eco mode, Picture mute (for radio), Auto switch-off timer, Eco settings menu


## Dimensions

- Set dimensions (W x H x D): 965 x 600 x 50 mm
- Set dimensions with stand (H x D): 636 x 248 mm
- Product weight: 17.5 kg
- Product weight (+stand): 20 kg
- Box dimensions (W x H x D): 1200 x 786 x 333 mm
- VESA wall mount compatible: 200 x 300 mm


## Accessories

- Included accessories: Power cord, Quick start guide, Warranty certificate, Remote Control, Batteries for remote control, Legal and safety brochure, Net TV brochure
- Optional accessories: Wireless USB adapter (PTA01), 3D TV extension kit (PTA03), 3D TV starter kit (PTA02)

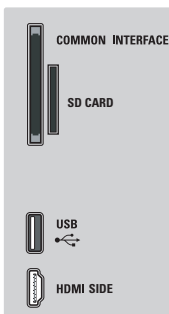
### BACK CONNECTORS



### BOTTOM CONNECTORS



### SIDE CONNECTORS



Issue date 2011-01-18

Version: 13.6.8

12 NC: 8670 000 59554  
EAN: 87 12581 52245 2

© 2011 Koninklijke Philips Electronics N.V.  
All Rights reserved.

Specifications are subject to change without notice.  
Trademarks are the property of Koninklijke Philips Electronics N.V. or their respective owners.

[www.philips.com](http://www.philips.com)

\* 8 days EPG, service not available in all countries

\* Net TV: Visit [www.philips.com/tv](http://www.philips.com/tv) to discover the services offered in your country.

\* The TV supports DVB reception for 'Free to air' broadcast. Specific DVB operators may not be supported. An up to date list can be found in the FAQ section of the Philips support website. For some operators Conditional Access and subscription are required. Contact your operator for more information.

\* 3D TV requires Accessory PTA02 (Active shutter glasses and transmitter, a 3D compatible source device and 3D source material).

\* Typical on-mode power consumption measured according to IEC62087 Ed 2.

\* Annual energy consumption is calculated using the typical power consumption of 4 hours per day, 365 days per year.

\* This television contains lead only in certain parts or components where no technology alternatives exist in accordance with existing exemption clauses under the RoHS Directive.